

vtech[®]
Baby

User's Manual

Shake & Sing Elephant Rattle™



© 2015 VTech
Printed in China
91-003143-000 ©

Dear Parent,

Ever notice the look on your baby's face when they learn something new through their own discovery? These self-accomplished moments are a parent's greatest reward. To help fulfill them, **VTech**[®] created the **Infant Learning**[®] series of toys.

These unique interactive learning toys directly respond to what children do naturally – play! Using innovative technology, these toys react to baby's interactions, making each play experience fun and unique as they learn age-appropriate concepts like first words, numbers, shapes, colors and music. More importantly, **VTech**[®]'s **Infant Learning**[®] toys develop baby's mental and physical abilities by inspiring, engaging and teaching.

At **VTech**[®], we know that a child has the ability to do great things. That's why all of our electronic learning products are uniquely designed to develop a child's mind and allow them to learn to the best of their ability. We thank you for trusting **VTech**[®] with the important job of helping your child learn and grow!

Sincerely,

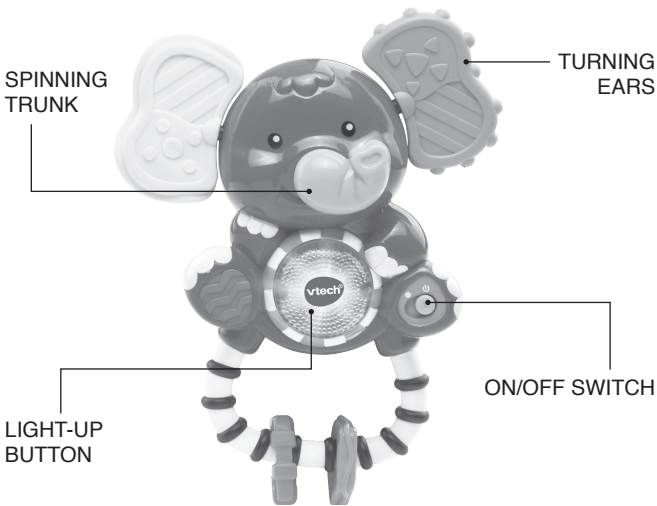
Your friends at **VTech**[®]

To learn more about the **VTech**[®] toys, visit vtechkids.com

INTRODUCTION

Thank you for purchasing the **VTech® Shake & Sing Elephant Rattle™** learning toy.

Shake, rattle and sing with the **VTech® Shake & Sing Elephant Rattle™**. Press the light-up button or shake the elephant to hear songs, phrases and music. You can also have fun spinning the elephant's trunk and ears.



INCLUDED IN THIS PACKAGE

- One VTech® Shake & Sing Elephant Rattle™
- One user's manual

WARNING:

All packing materials, such as tape, plastic sheets, packaging locks and tags are not part of this toy, and should be discarded for your child's safety.

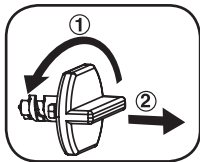
ATTENTION:

Pour la sécurité de votre enfant, débarrassez-vous de tous les produits d'emballage tels que rubans adhésifs, feuilles de plastique, attaches et étiquettes. Ils ne font pas partie du jouet.

NOTE:

Please keep user's manual as it contains important information.

Unlock the packaging locks:




- ① Turn the packaging lock counter-clockwise several times.
- ② Pull out and discard the packaging locks.

GETTING STARTED

BATTERY INSTALLATION

1. Make sure the unit is turned **OFF**.
2. Locate the battery cover on the back of the unit. Use a screwdriver to loosen the screw.
3. Install 1 new “AAA” battery following the diagram inside the battery box. (The use of a new alkaline battery is recommended for maximum performance.)
4. Replace the battery cover and tighten the screw to secure.



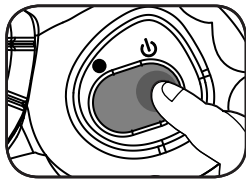
BATTERY NOTICE

- Use new alkaline batteries for maximum performance.
- Use only batteries of the same or equivalent type as recommended.
- Do not mix different types of batteries: alkaline, standard (carbonzinc) or rechargeable (Ni-Cd, Ni-MH), or new and used batteries.
- Do not use damaged batteries.
- Insert batteries with the correct polarity.
- Do not short-circuit the battery terminals.
- Remove exhausted batteries from the toy.
- Remove batteries during long periods of non-use.
- Do not dispose of batteries in fire.
- Do not charge non-rechargeable batteries.
- Remove rechargeable batteries from the toy before charging (if removable).
- Rechargeable batteries are only to be charged under adult supervision.

PRODUCT FEATURES

1. ON/OFF SWITCH

To turn the unit **ON**, slide the **ON/OFF SWITCH** to the **ON (⏻)** position. To turn the unit **OFF**, slide the **ON/OFF SWITCH** to the **OFF (●)** position.

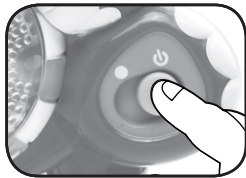


2. AUTOMATIC SHUT-OFF


To preserve battery life, the **VTech® Shake & Sing Elephant Rattle™** will automatically power-down after approximately 45 seconds without input. The unit can be turned on again by pressing any button. Shaking the unit will not turn the unit back on.

ACTIVITIES

1. Slide the **on/off switch** to turn the unit on. You will hear a fun sound, a phrase and a song. The light will flash with the sound.



2. Press the **light-up button** to hear playful songs, phrases and melodies. When a melody is playing, shake the elephant to hear a fun sound play over the melody. The light will flash with the sound.



3. Shake the elephant to activate the motion sensor. You will hear a variety of playful sounds. The light will flash with the sound.



MELODY LIST

1. Daring Young Man on the Flying Trapeze
2. Down By the Riverside
3. Good Morning Merry Sunshine
4. Hickory Dickory Dock
5. Listen to the Mocking Bird
6. Aiken Drum
7. Mulberry Bush
8. Pat-a-Cake
9. Polly Put the Kettle On
10. On Top of Old Smokey

SUNG SONG LYRICS

SONG 1

Shake, shake, rattle and shake.

Give me a shake, shake, shake.

SONG 2

My two big ears, flip and flop,

They flip and they flop,

And they turn round and round.

SONG 3

My trunk is long, it swings to and fro,

I like to swing my trunk around and around.

CARE & MAINTENANCE

1. Keep the unit clean by wiping it with a slightly damp cloth.
2. Keep the unit out of direct sunlight and away from any direct heat source.
3. Remove the batteries when the unit will not be in use for an extended period of time.
4. Do not drop the unit on hard surfaces and do not expose the unit to moisture or water.

TROUBLESHOOTING

If for some reason the program/activity stops working or malfunctions, please follow these steps:

1. Please turn the unit **OFF**.
2. Interrupt the power supply by removing the batteries.
3. Let the unit stand for a few minutes, then replace the batteries.
4. Turn the unit **ON**. The unit should now be ready to play again.
5. If the product still does not work, replace with a new set of batteries.

If the problem persists, please call our Consumer Services Department at 1-800-521-2010 in the U.S. or 1-877-352-8697 in Canada, and a service representative will be happy to help you.

For information on this product's warranty, please call **VTech**® 1-800-521-2010 in the U.S., or 1-877-352-8697 in Canada.

IMPORTANT NOTE:

Creating and developing Infant Learning products is accompanied by a responsibility that we at **VTech**® take very seriously. We make every effort to ensure the accuracy of the information, which forms the value of our products. However, errors sometimes can occur. It is important for you to know that we stand behind our products and encourage you to call our Consumer Services Department on at 1-800-521-2010 in the U.S. or 1-877-352-8697 in Canada, with any problems and/or suggestions that you might have. A service representative will be happy to help you.

Note:

This equipment has been tested and found to comply with the limits for a Class B digital device, pursuant to Part 15 of the FCC Rules. These limits are designed to provide reasonable protection against harmful interference in a residential installation. This equipment generates, uses and can radiate radio frequency energy and, if not installed and used in accordance with the instructions, may cause harmful interference to radio communications. However, there is no guarantee that interference will not occur in a particular installation. If this equipment does cause harmful interference to radio or television reception, which can be determined by turning the equipment off and on, the user is encouraged to try to correct the interference by one or more of the following measures:

- Reorient or relocate the receiving antenna.
- Increase the separation between the equipment and receiver.
- Connect the equipment into an outlet on a circuit different from that to which the receiver is connected.
- Consult the dealer or an experienced radio/TV technician for help.

Caution: changes or modifications not expressly approved by the party responsible for compliance could void the user's authority to operate the equipment.

THIS DEVICE COMPLIES WITH PART 15 OF THE FCC RULES. OPERATION IS SUBJECT TO THE FOLLOWING TWO CONDITIONS: (1) THIS DEVICE MAY NOT CAUSE HARMFUL INTERFERENCE, AND (2) THIS DEVICE MUST ACCEPT ANY INTERFERENCE RECEIVED, INCLUDING INTERFERENCE THAT MAY CAUSE UNDESIRE OPERATION.

CAN ICES-3 (B)/NMB-3(B)